




DELETING AND BLOCKING

KIK

Angelica Gonzalez, Lupe Heredia,
Malia Xiong



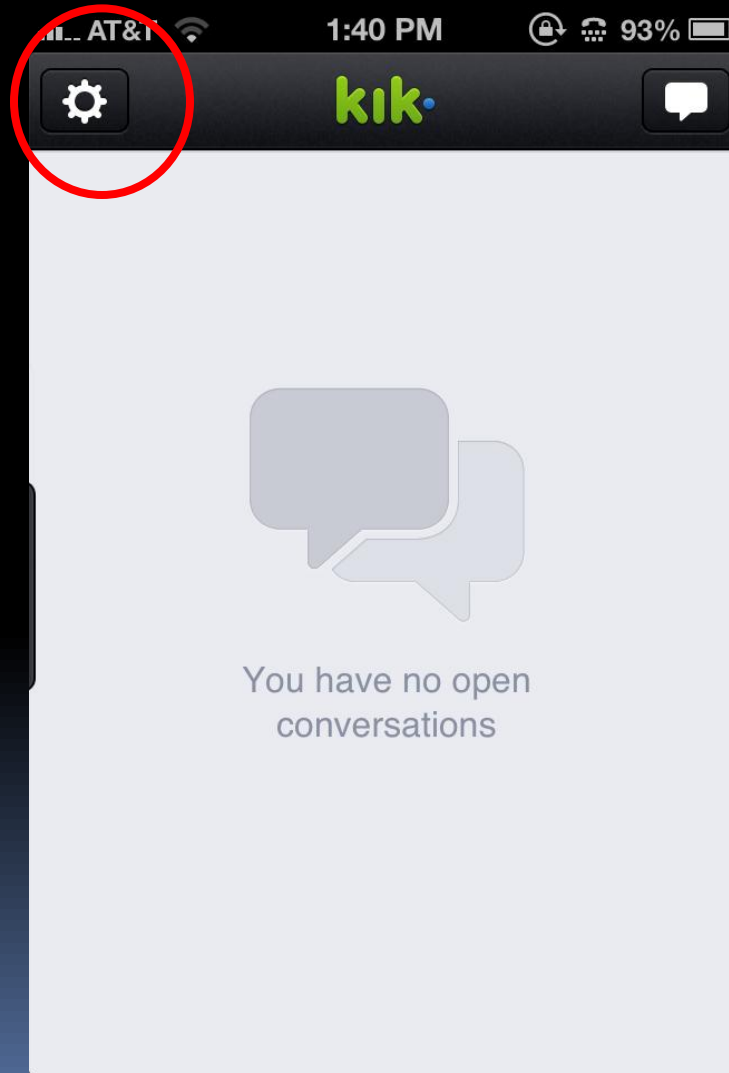
What is KIK?

- KIK is :A FREE INSTANT MESSAGING APP FOR MOBILE DEVICES
 - You cannot be under 13 and have a KIK account
 - But unfortunately, kids can still access the app
 - Unlike other social media apps, a person cannot keep a KIK account private
- 

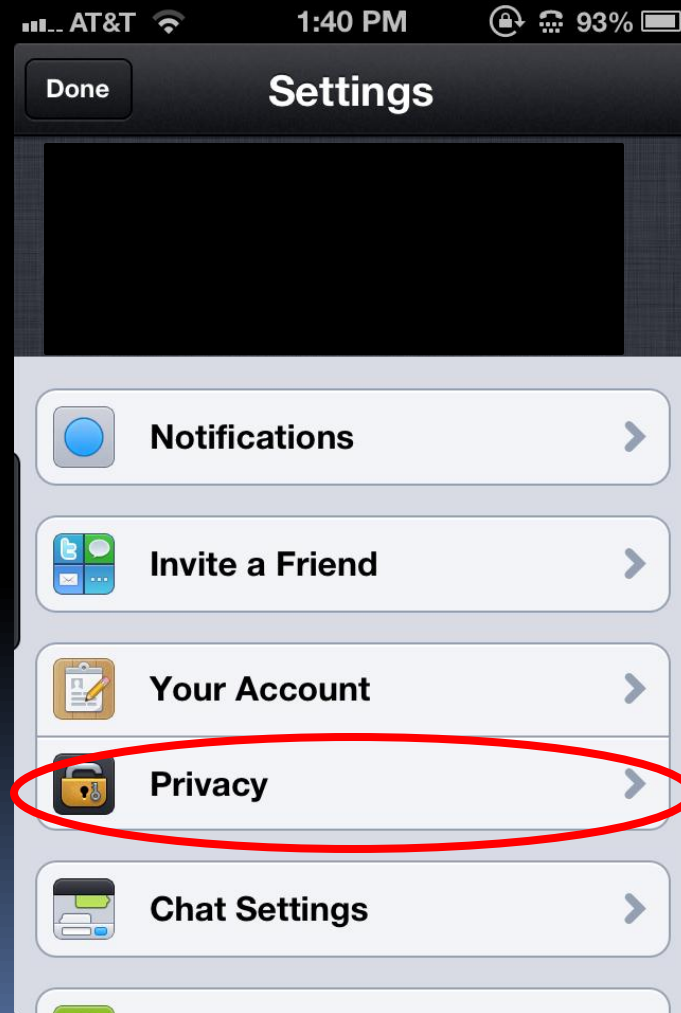
how to block people on KIK

- To block someone go to Settings > Privacy > Block List > click the `+` > select the person to block > click Yes or Block to confirm.
- note that: Messages from this person will be hidden and all conversations with this person will be deleted. Also, when the blocked person tries to send you a message they do not know that they are blocked and the message is never delivered to you. You can also hide messages from new people (people you haven't talked to before)

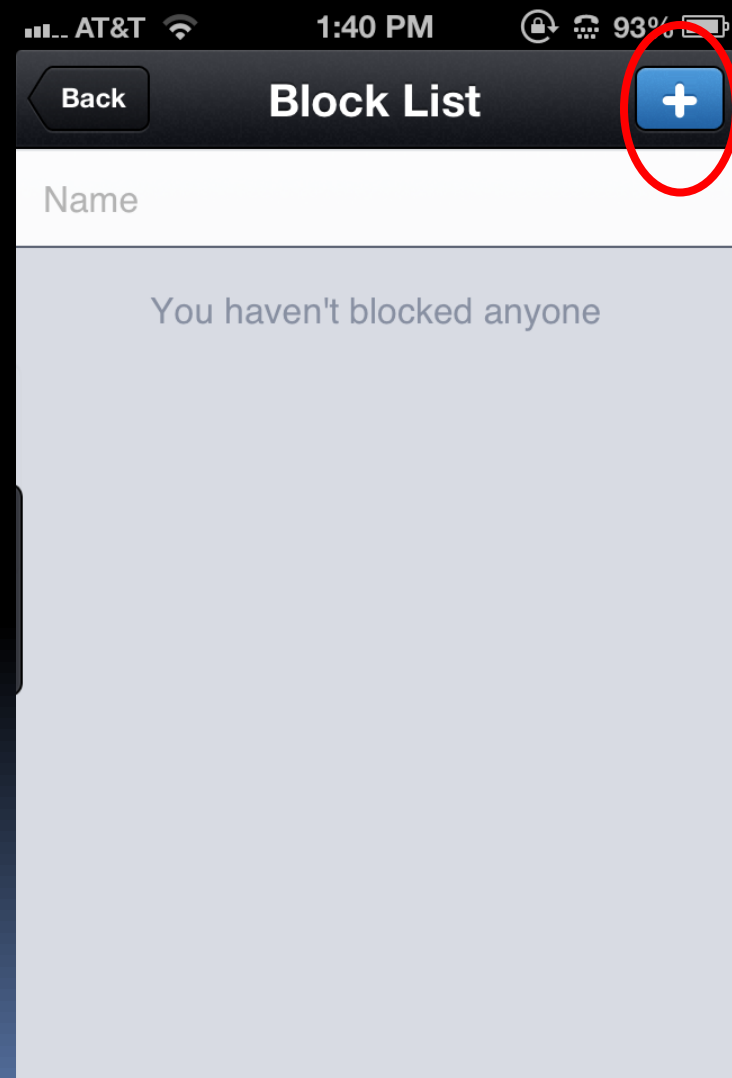
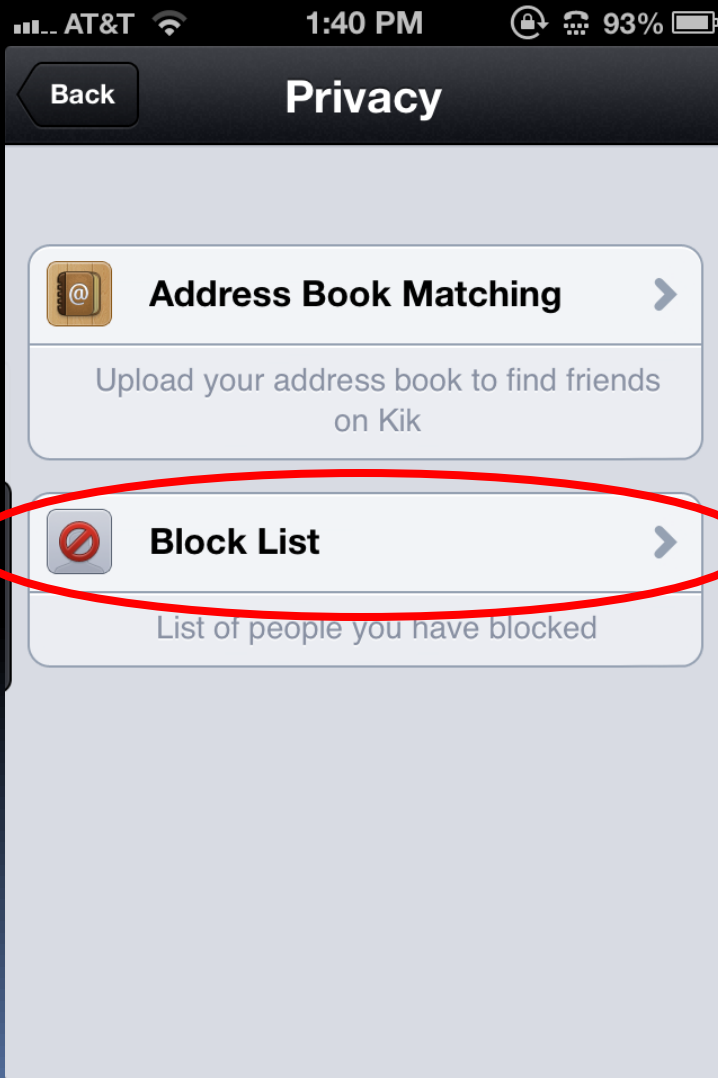
Step one: click the gear icon in the top left corner



Step two: click the privacy button



Step 3: click the block list button and then click the + icon in the top right corner. From there, you can add the person's name you want to block



How to deactivate your KIK account

To deactivate your account:

1. Go to Settings > Your Account > Reset KIK Messenger.
2. Delete the app from your phone.
3. Ask a friend with KIK to send you a message (to the KIK account you're logged out of). You will receive an email from us letting you know that you have unread messages. There will be a link to deactivate your account at the bottom of that email.

It may take a few days to receive this email. If you login to your account before receiving the deactivation link, the email will be cancelled and your account will remain active.